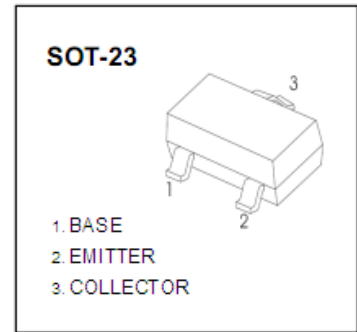


**BC807-16/BC807-25/BC807-40(PNP)****特点/Features :** $I_c$  大, 电流增益大;**用途/Applications :**

用于一般功率放大电路及开关, 与 BC817 互补。

**极限参数/Absolute maximum ratings(Ta=25°C)**

参数/Parameter	符号/ Symbol	数值/Value	单位/Unit
集电极-基极电压/Collector-Base Voltage	$V_{CB0}$	-50	V
集电极-发射极电压/Collector-Emitter Voltage	$V_{CE0}$	-45	V
发射极-基极电压/Emitter-Base Voltage	$V_{EB0}$	-5	V
集电极连续电流/Collector Current Continuous	$I_c$	-0.5	A
集电极耗散功率/Collector Power Dissipation	$P_c$	0.3	W
结温/Junction Temperature	$T_j$	150	°C
储存温度/Storage Temperature	$T_{stg}$	-55~150	°C

**电性能参数/Electrical characteristics (Ta=25°C)**

参数	符号	测试条件	最小值	最大值	单位
集电极-基极击穿电压	$V_{BR(CB0)}$	$I_c = -10 \mu A, I_E = 0$	-50		V
集电极-发射极击穿电压	$V_{BR(CE0)}$	$I_c = -10mA, I_B = 0$	-45		V
发射极-基极击穿电压	$V_{BR(EB0)}$	$I_E = -1 \mu A, I_c = 0$	-5		V
集电极截止电流	$I_{CB0}$	$V_{CB} = -45V, I_E = 0$		-0.1	$\mu A$
发射极截止电流	$I_{EB0}$	$V_{EB} = -4V, I_c = 0$		-0.1	$\mu A$
集电极发射极穿透电流	$I_{CE0}$	$V_{CE} = -40V, I_B = 0$		-0.2	$\mu A$
直流电流增益	$h_{FE}$	$V_{CE} = -1V, I_c = -100mA$	100	600	
集电极-发射极饱和压降	$V_{CE(sat)}$	$I_c = -500mA, I_B = -50mA$		-0.7	V
基极-发射极饱和压降	$V_{BE(sat)}$	$I_c = -500mA, I_B = -50mA$		-1.2	V
特征频率	$f_T$	$V_{CE} = -5V, I_c = -10mA, f = 100MHz$	100		MHz
输出电容	$C_{ob}$	$V_{CB} = -10V, I_E = 0, f = 1MHz$		5	pF

 **$h_{FE}$  分档/Classification of  $h_{FE}$** 

档位/Rank	16	25	40
范围/Range	100~250	160~400	250~600
印章/Marking	5A	5B	5C



### 典型特性曲线图/Typical Characteristics

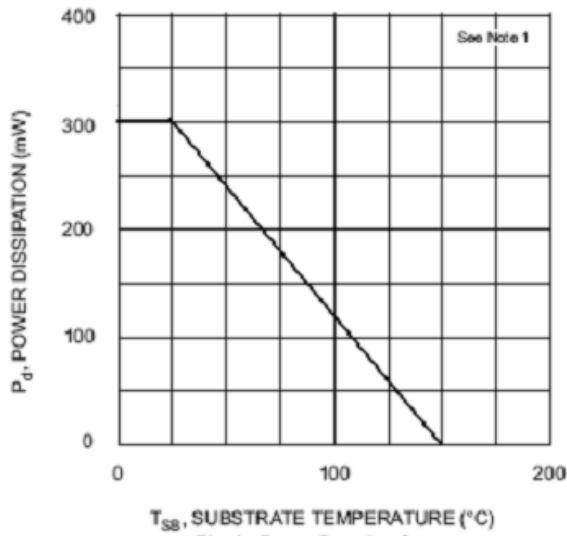


Fig. 1, Power Derating Curve

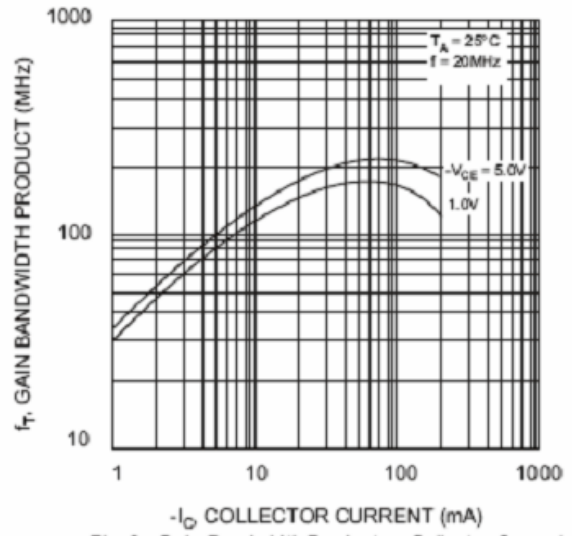


Fig. 2, Gain-Bandwidth Product vs. Collector Current

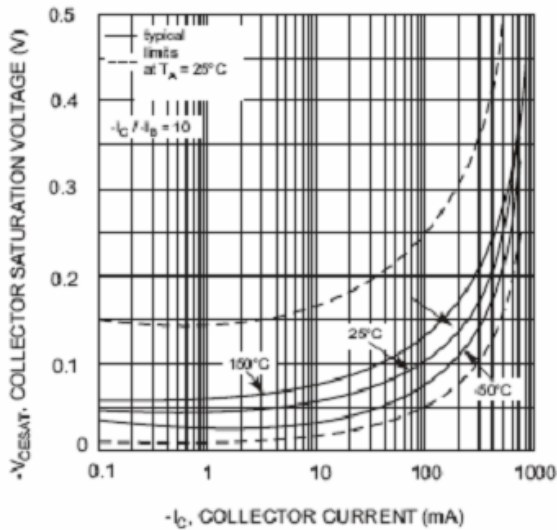


Fig. 3, Collector Sat Voltage vs. Collector Current

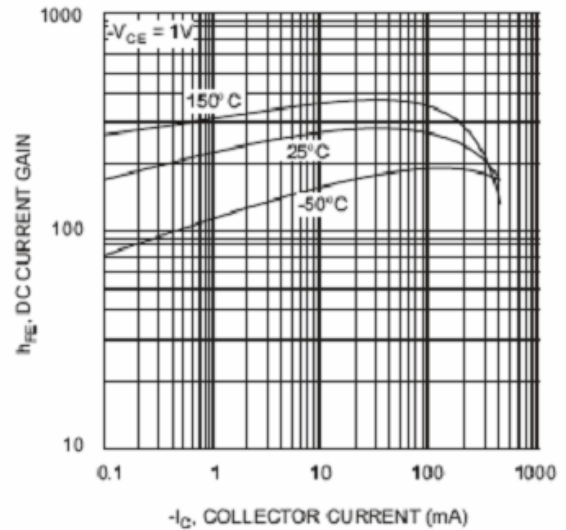


Fig. 4, DC Current Gain vs. Collector Current

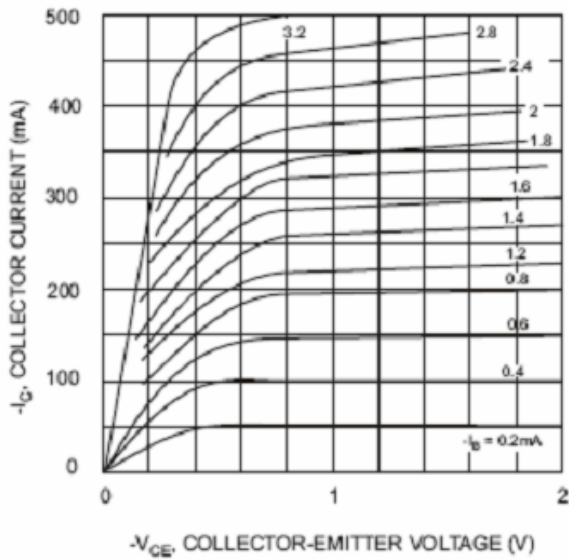


Fig. 5, Typical Emitter-Collector Characteristics




Fig. 6, Typical Emitter-Collector Characteristics