



型号: 1SS355

快速开关二极管 FAST SWITCHING DIODE

主要特性/Features

速度快 Speed is fast.

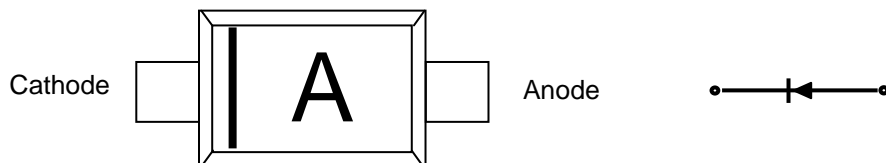
过电流能力强 Strong over-current capability

尺寸小, 适合各种有尺寸要求场合 Small size, suitable for various occasions with size requirements

应用/Application

高速开关电路 High speed switch circuit

印字/MARKING 等效电路/Equivalent Circuit





极限参数/Absolute maximum ratings(Ta=25°C)

Parameter	Symbol	Value	Unit
反向峰值电压/Non-Repetitive Peak Reverse Voltage	V_{RM}	90	V
直流阻断电压/DC Blocking Voltage	V_R	80	V
正向峰值电流/Peak Forward Current	I_{FM}	225	mA
平均整流输出电流/Average Rectified Output Current	I_o	100	mA
正向瞬时峰值电流/Peak Surge Forward Current(1S)	I_{FSM}	500	mA
结温/Junction Temperature	T_j	125	°C
储存温度/Storage Temperature	T_{stg}	-65 ~ 150	°C

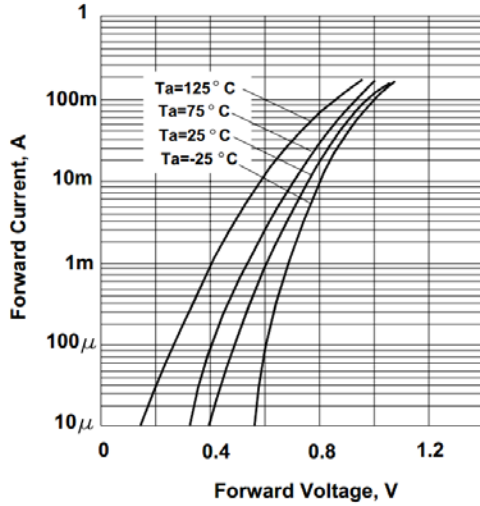
电性能参数/Electrical characteristics (Ta=25°C)

Parameter	Symbol	condition	Max	Unit
正向电压/Forward Voltage	V_F	$I_F=100mA$	1.2	V
反向漏电流/Reverse Current	I_R	$V_R=80V$	0.1	μA
端电容/Capacitance Between Terminals	C_T	$V_R=0.5V, f=1MHz$	3	pF
反向恢复时间/Reverse Recovery Time	t_{rr}	$I_F=10mA, V_R=6V, R_L=100\Omega$	4	nS

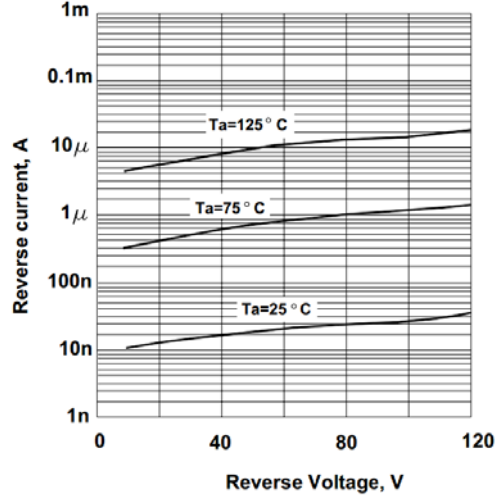


典型特性曲线图/Typical Characteristics

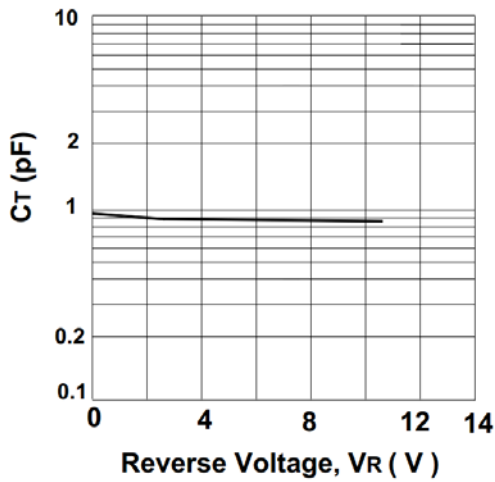
Forward Characteristics



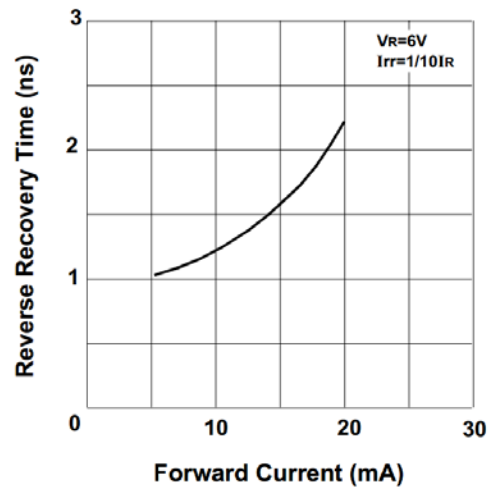
Reverse Characteristics



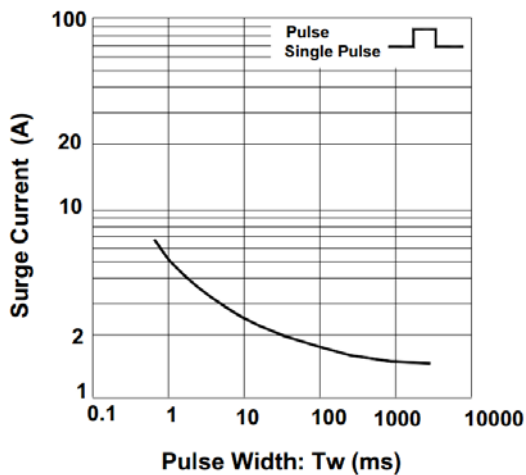
Capacitance between terminals characteristics



Reverse Recovery Time Characteristics

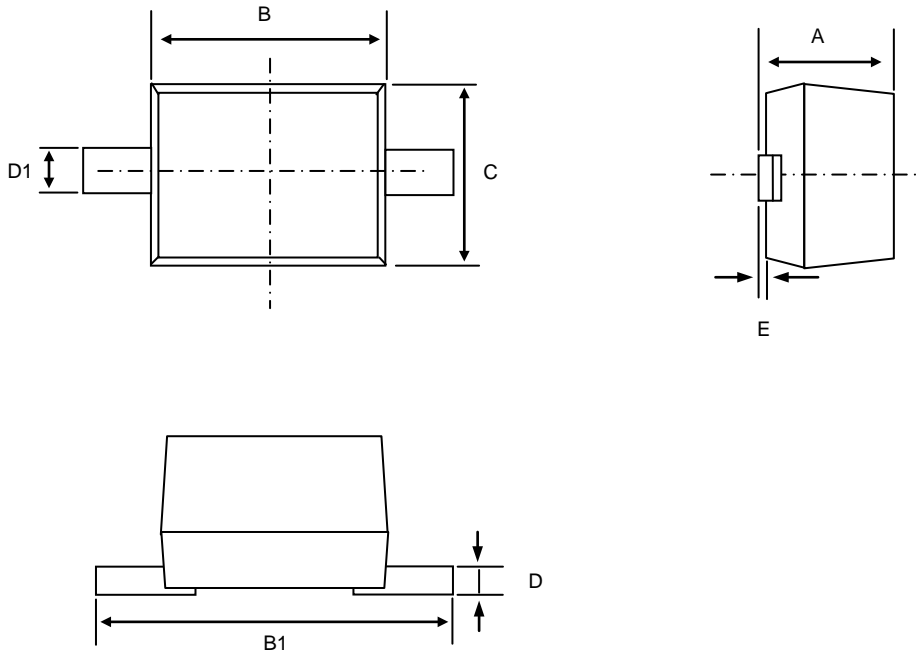


Surge Current Characteristics





成品外观尺寸/SOD-323 Package Information



Symbol	Dim in mm		
	Min	Nor	Max
A	0.600	0.700	0.800
B	1.650	1.700	1.750
B1	2.250	2.600	2.750
C	1.250	1.300	1.350
D	0.100	0.110	0.120
D1	0.280	0.300	0.320
E	0.000	-	0.020